

Contact Details


Before using the product, please check the guide pages at the front of this catalog.

Internet

<http://www.daikinpmc.com/en/>

For latest information, PDF catalogs and operation manuals

Compact Medium-pressure Vane Pump



Features

- The straight vane type structure realizes compact and lightweight design which brings greater cost effectiveness. These vane pumps with a maximum pressure of 17.2 MPa are suited to various applications in industrial machinery.

Nomenclature

※ - **DE** ※※ - ※ - ※ - ※ - **10**

1 2 3 4 5 6 7

1 Applicable fluid code

No designation: Wear-resistant hydraulic fluid
Water-glycol hydraulic fluid
F: Phosphate ester hydraulic fluid

2 Model No.

DE: Compact medium-pressure vane pump

3 Pump capacity code

10: DE10 (3.3 to 22.8 cm³/rev)
20: DE20 (19.5 to 42.4 cm³/rev)

4 Pump capacity (cm³/rev)

	DE10	DE20
1:	3.3	6: 19.5
2:	6.6	7: 22.8
3:	9.8	8: 26.5
4:	13.1	9: 29.7
5:	16.4	11: 36.4
6:	19.5	12: 39
7:	22.8	13: 42.4

5 Direction of rotation, when viewed from the shaft end

R: Clockwise (rightward)
L: Counterclockwise (leftward)

6 Installation types

No designation: Without foot
B: With foot

7 Design No.

(The design No. is subject to change)

Specifications and masses

Model No.	Displacement volume cm ³ /rev	Maximum pressure* MPa	Minimum pressure MPa	Minimum rotational speed min ⁻¹	Maximum rotational speed* min ⁻¹	Mass kg	
						Without foot support	With foot support
DE10-1	3.3	17.2	0.7	600	1800	5	7
DE10-2	6.6						
DE10-3	9.8						
DE10-4	13.1						
DE10-5	16.4						
DE10-6	19.5	15.2					
DE10-7	22.8	13.8					
DE20-6	19.5	17.2					
DE20-7	22.8						
DE20-8	26.5						
DE20-9	29.7						
DE20-11	36.4						
DE20-12	39	15.2					
DE20-13	42.4						

* Values with wear-resistant hydraulic fluid

- Foot supports are not provided with the pump. Order them separately as required by referring to Page S-2.
- Refer to Pages D-23 and 24 for the conditions of use for models compatible with flame-resistant hydraulic oil and for other notes on handling.
- Refer to Page S-3 for the machining dimensions of coupling holes.

Contact Details

Before using the product, please check the guide pages at the front of this catalog.

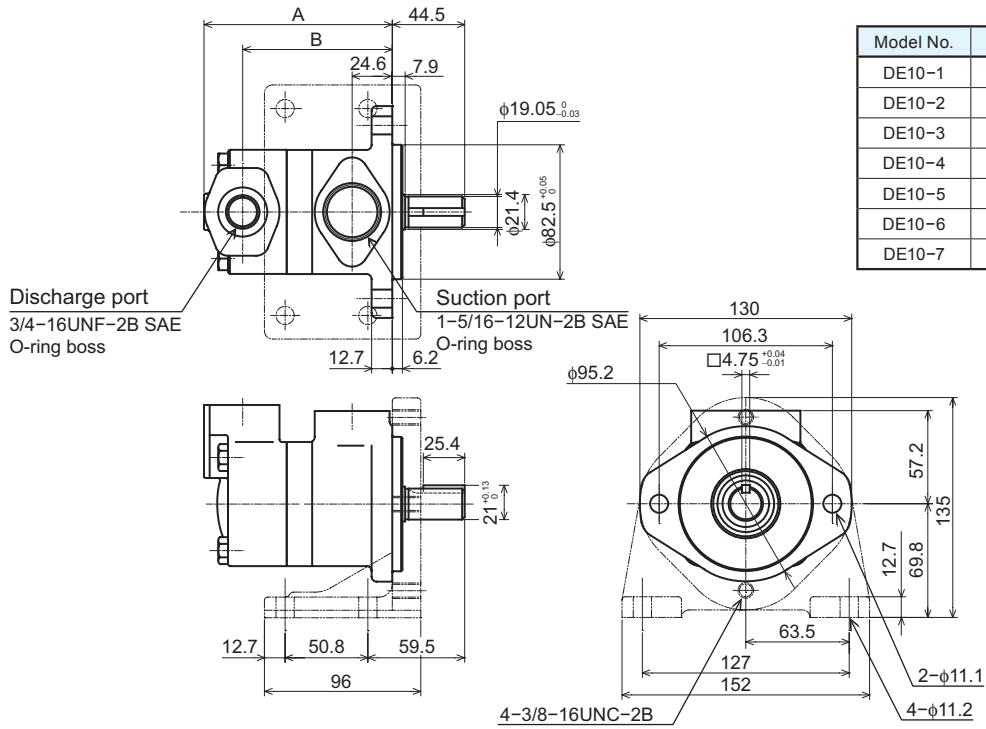
Internet

<http://www.daikinpmc.com/en/>

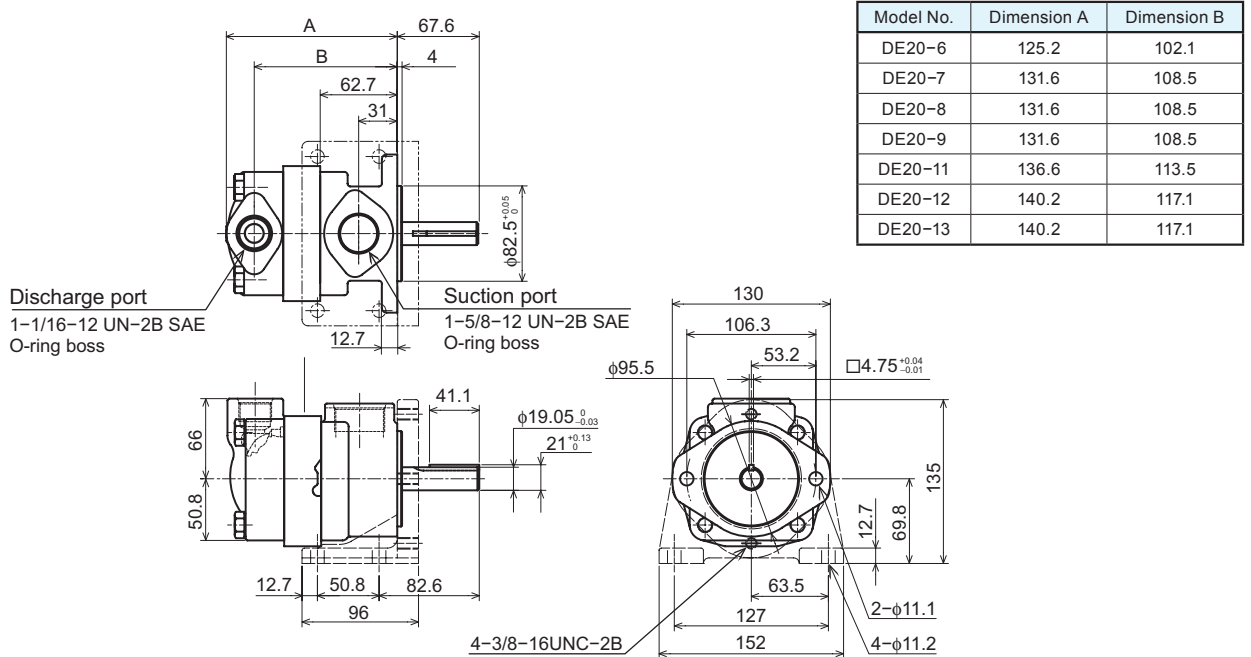
For latest information, PDF catalogs and operation manuals

External dimension diagram

DE10



DE20



○ The foot mounting dimensions indicated in this drawing are those when foot model FTB-422582 is mounted.

Contact Details

Before using the product, please check the guide pages at the front of this catalog.

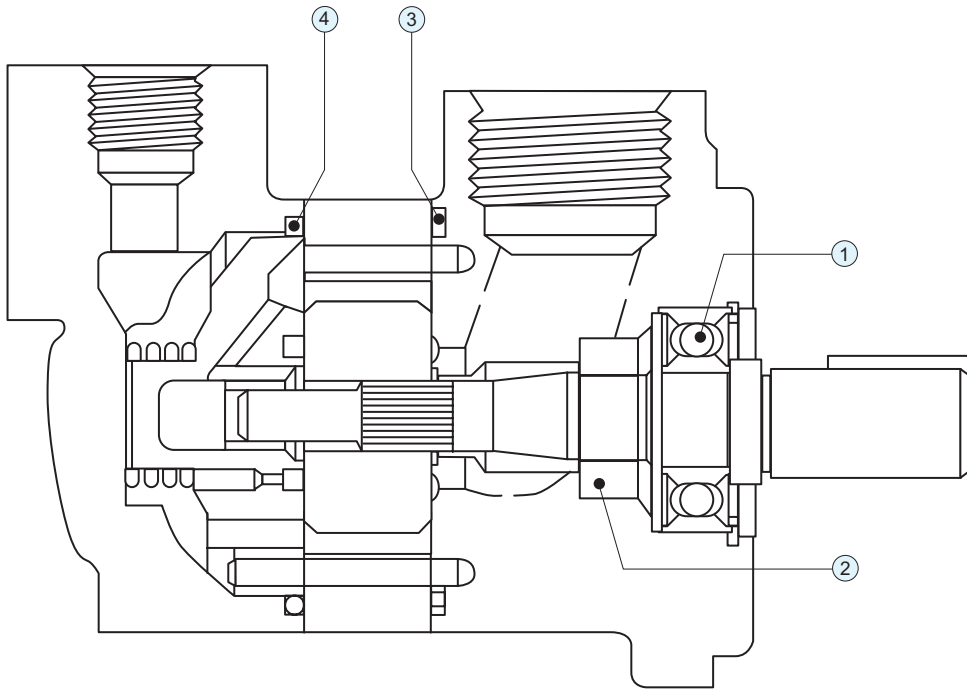
Internet

<http://www.daikinpmc.com/en/>

For latest information, PDF catalogs and operation manuals

Sectional structural diagram

DE10, 20



DE10 Seal/bearing table

Part No.	Name	Specifications	Material	Quantity
1	Bearing	6203	-	1
2	Oil seal	Special part	NBR	1
3	O-ring	AS568-143	NBR	1
4	O-ring	AS568-144	NBR	1

DE20 Seal/bearing table

Part No.	Name	Specifications	Material	Quantity
1	Bearing	6204	-	1
2	Oil seal	Special part	NBR	1
3	O-ring	AS568-236	NBR	1
4	O-ring	Special part	NBR	1

Contact Details

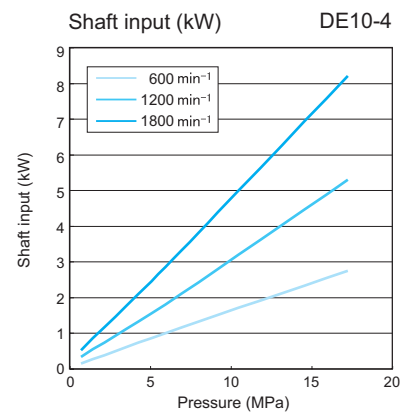
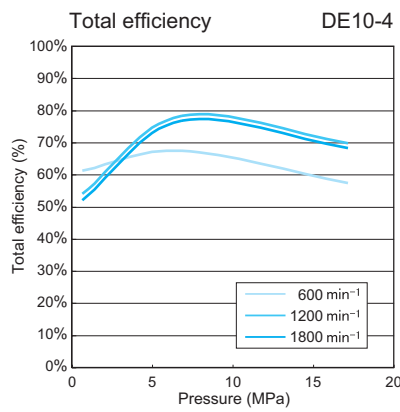
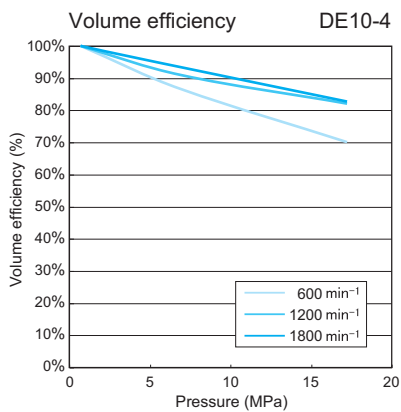
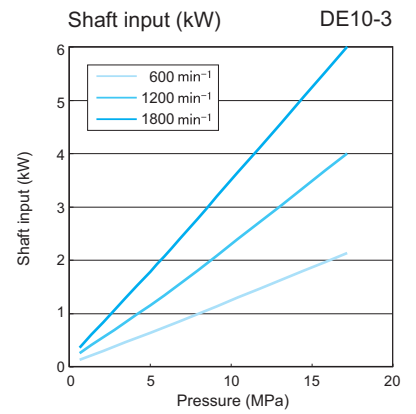
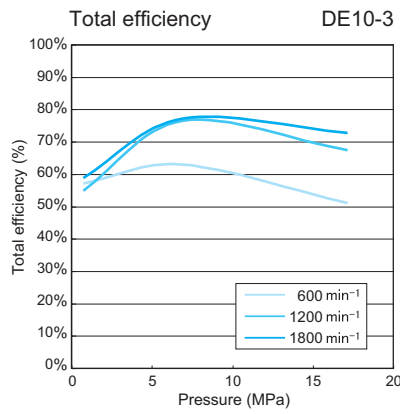
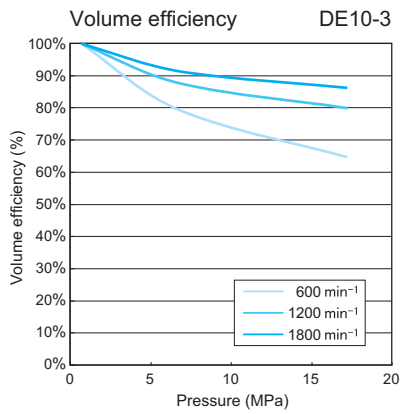
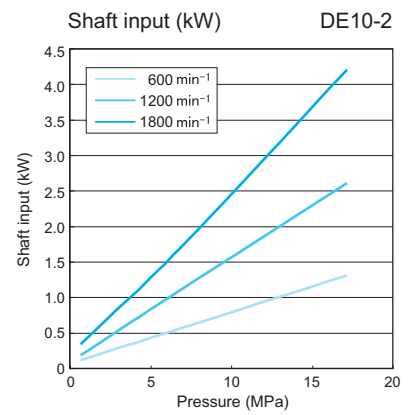
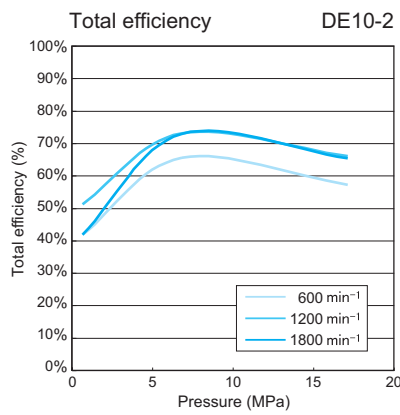
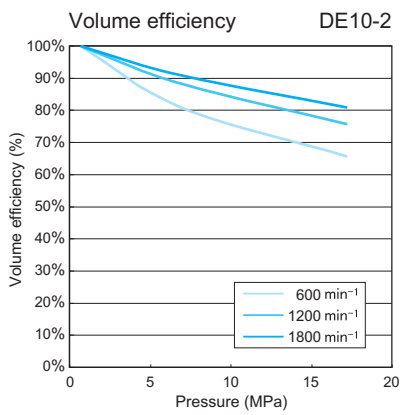
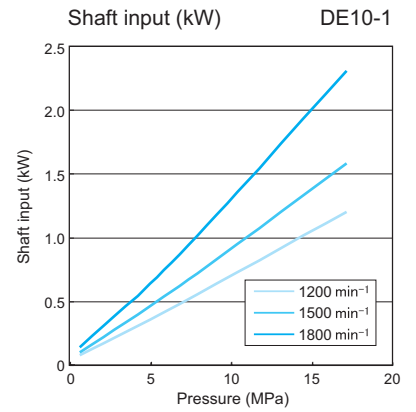
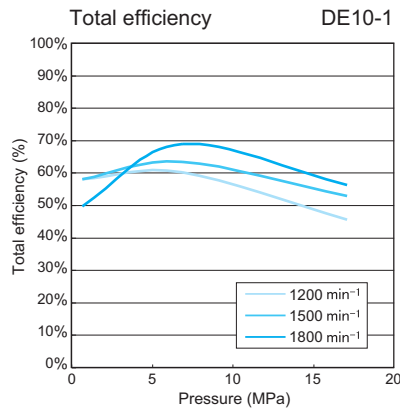
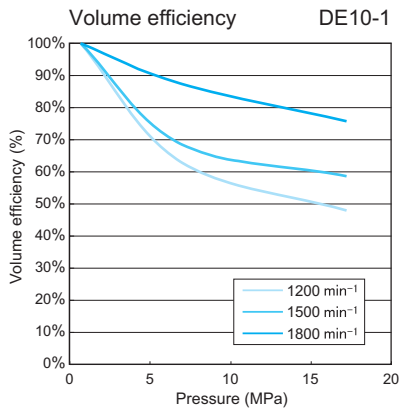
Before using the product, please check the guide pages at the front of this catalog.

Internet

<http://www.daikinpmc.com/en/>

For latest information, PDF catalogs and operation manuals

General performance Fluid used: viscosity of 32 mm²/s, Fluid temperature: 49°C



D VANE PUMPS

Contact Details

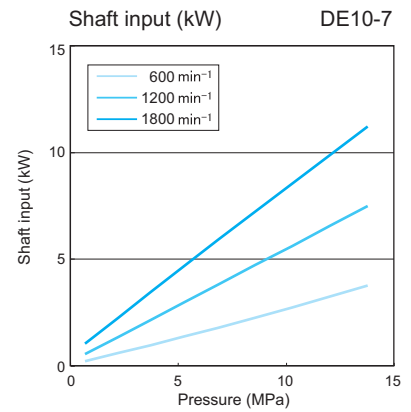
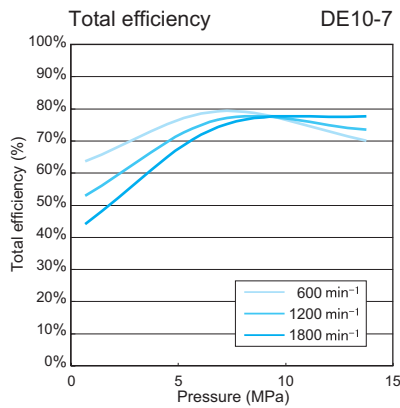
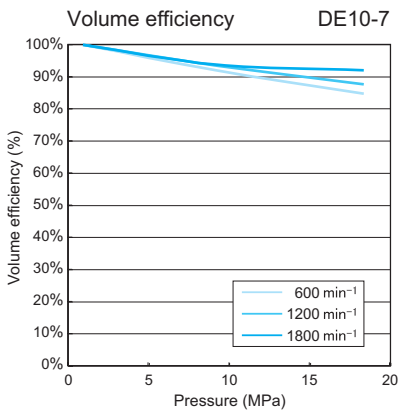
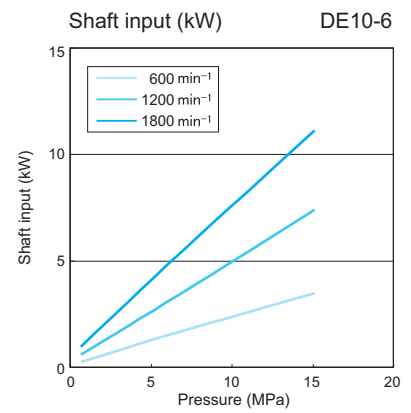
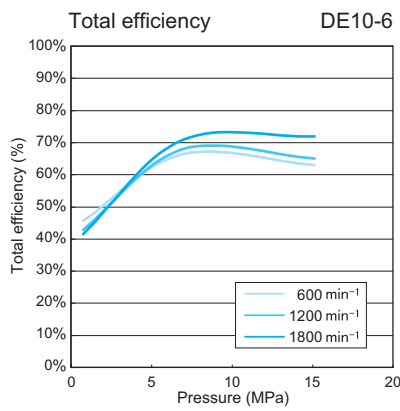
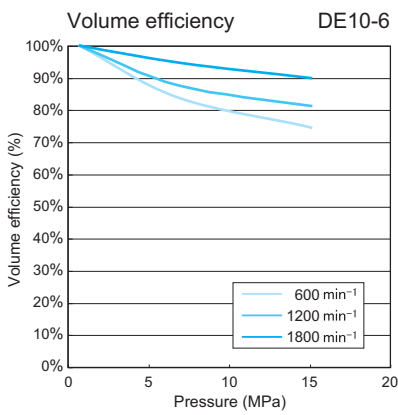
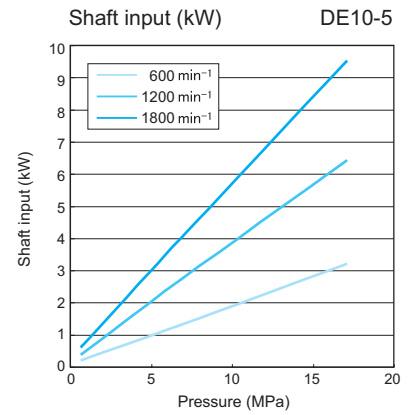
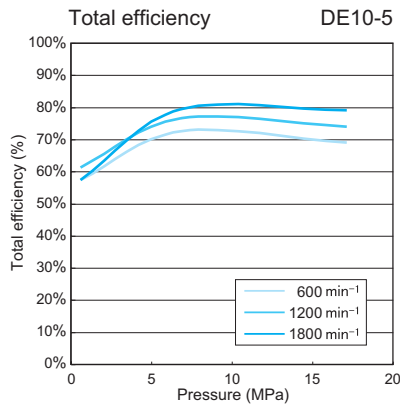
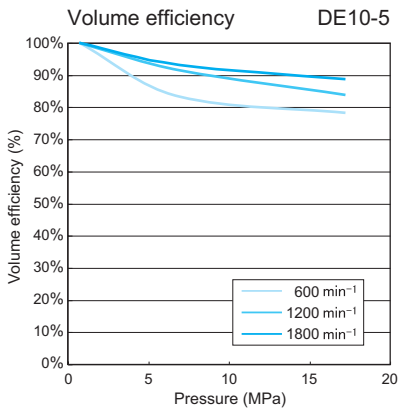
Before using the product, please check the guide pages at the front of this catalog.

Internet

<http://www.daikinpmc.com/en/>

For latest information, PDF catalogs and operation manuals

General performance Fluid used: viscosity of 32 mm²/s, Fluid temperature: 49°C



Contact Details

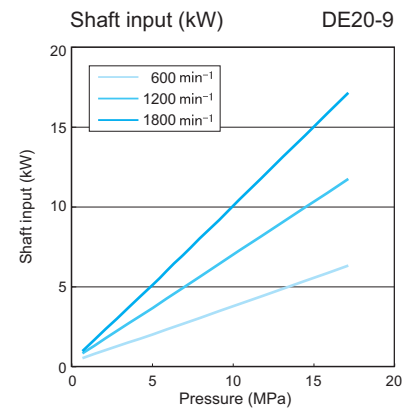
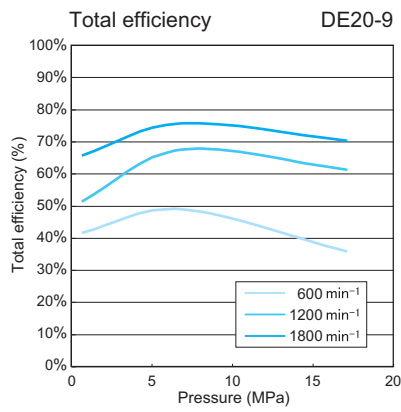
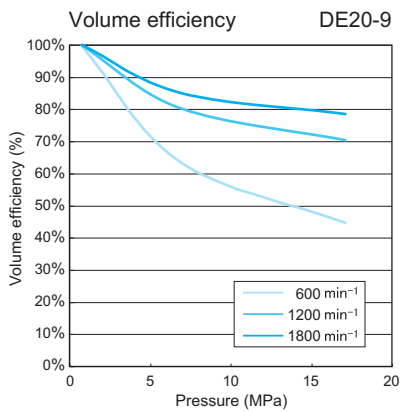
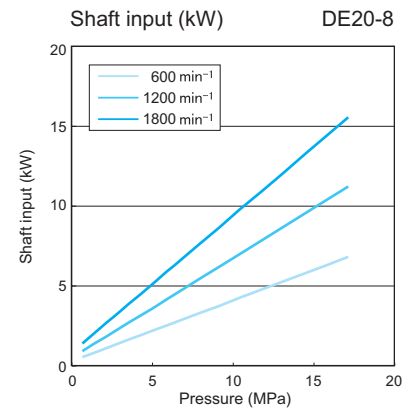
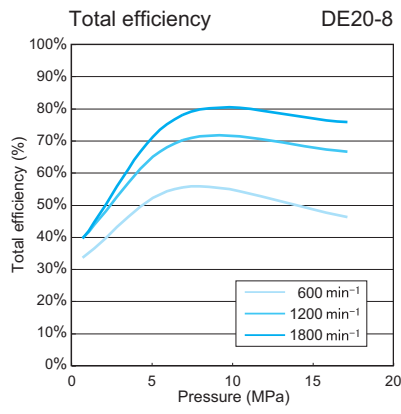
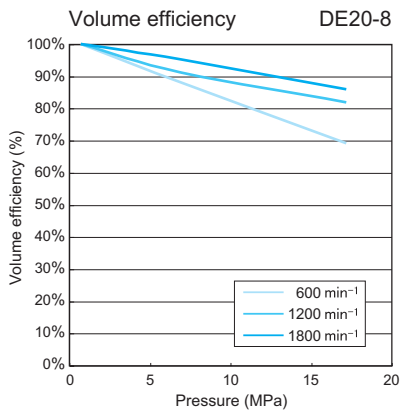
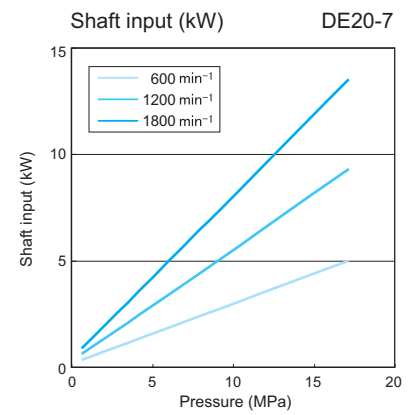
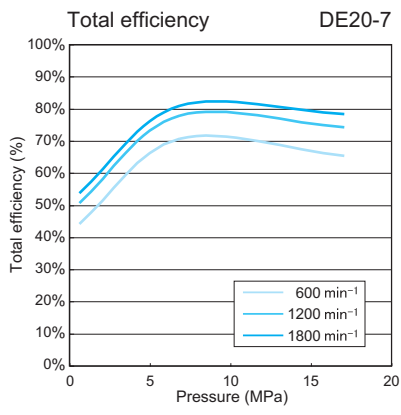
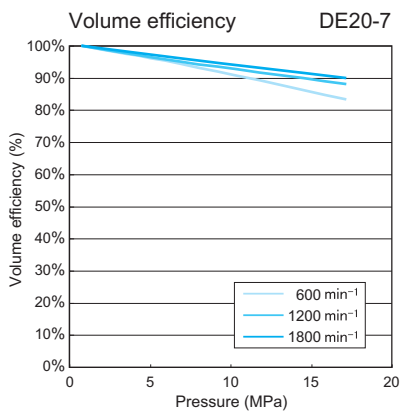
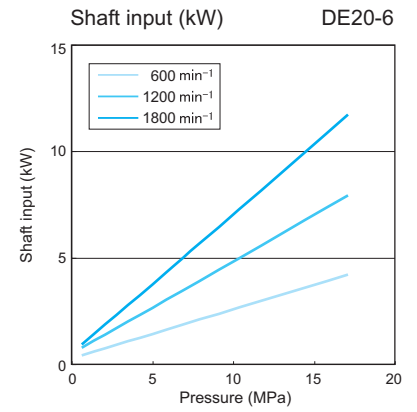
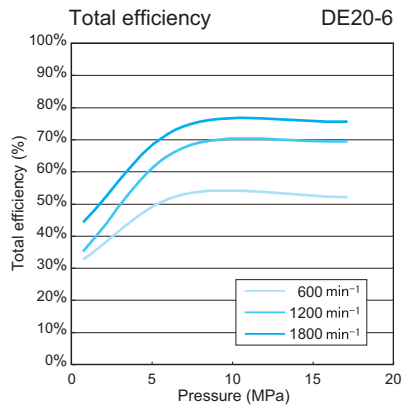
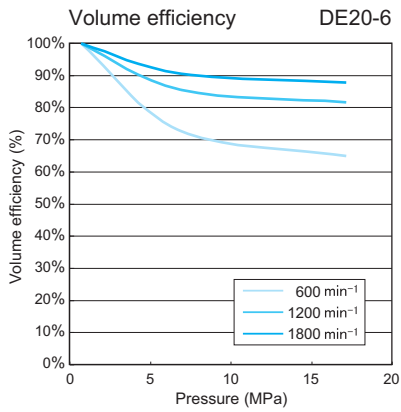
Before using the product, please check the guide pages at the front of this catalog.

Internet

<http://www.daikinpmc.com/en/>

For latest information, PDF catalogs and operation manuals

General performance Fluid used: viscosity of 32 mm²/s, Fluid temperature: 49°C



D VANE PUMPS

Contact Details

Before using the product, please check the guide pages at the front of this catalog.

Internet

<http://www.daikinpmc.com/en/>

For latest information, PDF catalogs and operation manuals

General performance Fluid used: viscosity of 32 mm²/s, Fluid temperature: 49°C

