

Contact Details

Before using the product, please check the guide pages at the front of this catalog.

Internet

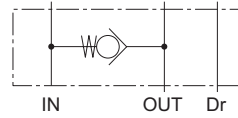
<http://www.daikinpmc.com/en/>

For latest information, PDF catalogs and operation manuals

Check Valve (for SGB-G03)



JIS graphic symbols for hydraulic system



Features

- These check valves are for SGB-G03, to be stacked below SGB-G03.

Nomenclature

× - **SMC** - **03** - **05** - **10**
1 2 3 4 5

1 Applicable fluid code

No designation: Petroleum-based hydraulic fluid, water-glycol hydraulic fluid
 F: Phosphate ester hydraulic fluid

2 Model No.

SMC: Check valve for SGB-G03

3 Nominal diameter

03: $\frac{3}{8}$

4 Cracking pressure code

05 : 0.05 MPa {0.5 kgf/cm²}

5 Design No.

(The design No. is subject to change)

Specifications

Model code	Nominal diameter	Maximum operating pressure MPa {kgf/cm ² }	Maximum flow rate L/min	Cracking pressure MPa {kgf/cm ² }	Mass kg
SMC-03-05-10	$\frac{3}{8}$	14 {140}	40	0.05 {0.5}	1.8

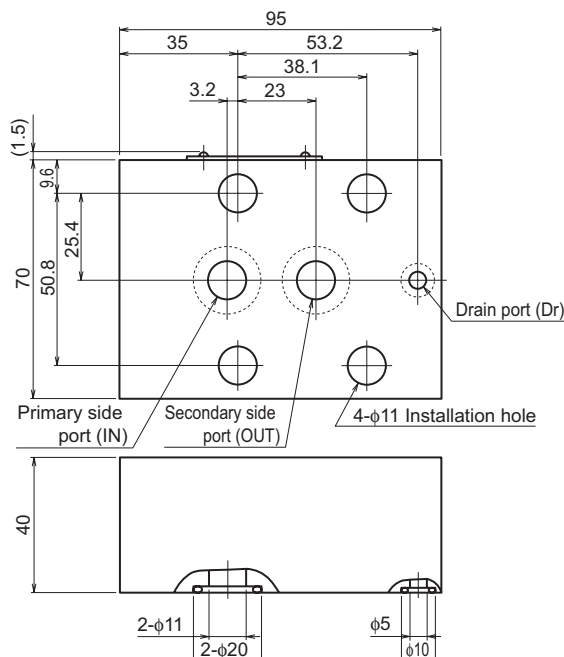
Accessories

Hexagon socket head cap bolt	Quantity	Tightening torque N·m {kgf·cm}
M10 × 85	4	48 to 63 {480 to 630}

Handling

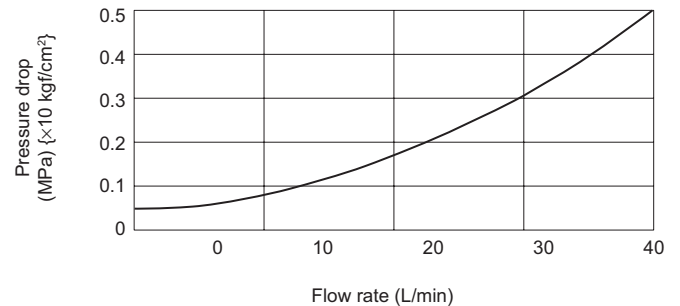
- Order SGB-03M separately as the sub-plate.

External dimension diagram

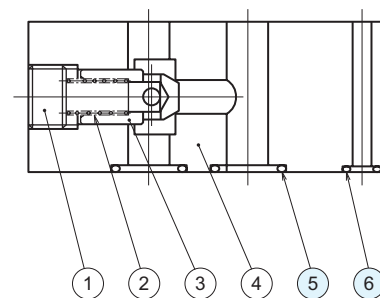


Performance curves (viscosity: 32 mm²/s {cSt})

Pressure drop characteristics



Sectional structural diagram



Sealing part table

Part No.	Name	Quantity	Part specifications
5	O-ring	2	JIS B 2401 1B P16
6	O-ring	1	JIS B 2401 1B P7