

Contact Details

Before using the product, please check the guide pages at the front of this catalog.

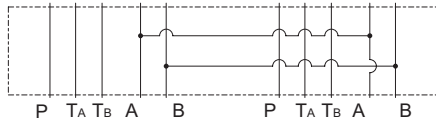
Internet

<http://www.daikinpmc.com/en/>

For latest information, PDF catalogs and operation manuals

03 Series Stack Valve 2-speed Plates

JIS graphic symbols for hydraulic system



Application

A speed control circuit that enables 2-speed (high/low-speed) control can be easily constructed by simply stacking these products on the manifold block (BT-***).

Nomenclature

BW - 03 - 40

1

2

3

1 Model No. (Applicable fluids: petroleum-based hydraulic oil, water-glycol hydraulic fluid)

BW: 2-speed plate

2 Nominal diameter

03: $\frac{3}{8}$

3 Design No.

(The design No. is subject to change.)

Specifications

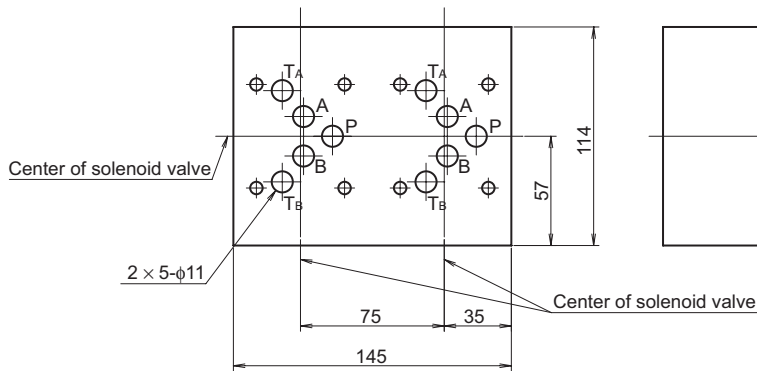
Model code	Maximum operating pressure MPa {kgf/cm ² }	Maximum flow rate L/min	Mass kg
BW-03-40	25 {250}	80	6.7

Accessories

Part name	Part specifications	Quantity
O-ring	AS568-014 (NBR, Hs90)	10

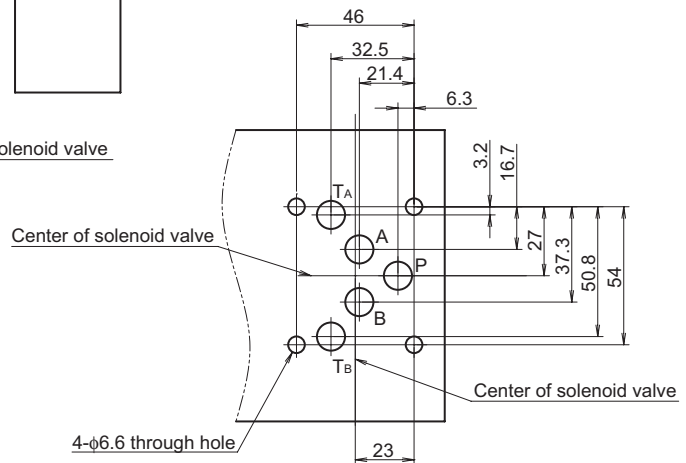
External dimension diagram

BW-03-40



O-ring
AS568-014
(NBR, Hs90) 10 pcs.

2 x 5-φ15.57



Details of mounting face dimensions of G03

ISO4401-AB-03-4-A